

# Digital WDR IR Dome Camera (Sony Effio-E)

## MTC-L213EF

MTC-L213EF



### FEATURES



Mechanical IR Cut Filter 3-Axis Gimbal Mechanism Indoor, Plastic




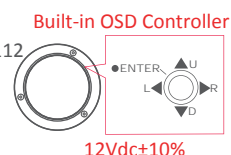
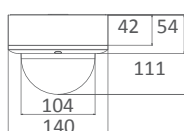
Digital WDR  
700TVL

Option:



### MTC-L213EF

- ◆ 1/3" Digital Wide Dynamic Range Infrared Camera (Sony Enhanced Effio-E)
- ◆ Color:680TVL, B/W:700TVL, 0.0001Lux (IR LEDs on at 2 Lux)
- ◆ Multi-Language OSD Control
- ◆ Powerful 128X D-WDR
- ◆ Anti-Headlight (HLC)
- ◆ 2D Noise Reduction
- ◆ Smart IR Light Control
- ◆ Ideal for Backlight Environments
- ◆ Mosaic Privacy Mask
- ◆ Advanced Motion Detection Function
- ◆ Picture Quality Adjustable (Contrast/Sharpness/Hue/Gain)
- ◆ Built-in Varifocal Lens & Unique 3-Axis Gimbal Mechanism



Option: Dual Voltage  
Tol: ±0.5 Unit:mm

### SPECIFICATIONS

		MTC-L213EF	
		PAL	NTSC
TV System		PAL	NTSC
Image Sensor		1/3" Sony 960H Super HAD CCD II	
Number of Total Pixels (CCD)		1020(H)x596(V)	1020(H)x508(V)
Resolution ; DSP		Color:680TVL, B/W:700TVL ; Sony Enhanced Effio-E	
Minimum Illumination		0.0001Lux (IR LEDs on at 2 Lux)	
Wide Dynamic Range		D-WDR (ATR) ; 128X Normal Camera	
Video Output		1.0Vp-p Composite, 75Ω (BNC)	
Signal to Noise Ratio (S/N)		More than 52dB (AGC off, Weight on)	
Gamma Correction		0.45	
Mechanical IR Cut Filter (ICR)		Automatically Switches (B/W Mode<2Lux, Color Mode>5Lux)	
IR LED ; Working Distance		30 units (IR LEDs on<2Lux, IR LEDs off>5Lux) ; 10~20m	
Menu		OSD Control	
Title		TITLE (LOCATION)	
Synchronizing System		INTERNAL	
Digital Day&Night Mode		COLOR / B&W / AUTO	
Electronic Shutter		AUTO (1/50(60)~1/100,000 sec.) / MANUAL: 1/50(60), FL 1/120(100), 1/250, 1/500, 1/1,000, 1/2,000, 1/4,000, 1/10,000 sec.	
Automatic Gain Control		AUTO (4 Steps)	
White Balance		ATW / PUSH / USER1 / USER2 / ANTI CR / MANUAL / PUSH LOCK	
D-WDR ; BLC		LUMINANCE (HIGH / MID / LOW), CONTRAST (HIGH / MIDTHIGH / MID / MIDLOW / LOW) ; HLC / BLC / OFF	
Flickerless		ON / OFF	
Dynamic Noise Reduction		2D	
Sense Up		NA	
IR Optimizer		ON (AUTO / CENTER) / OFF	
Language		ENGLISH / JAPANESE / GERMAN / FRENCH / RUSSIAN / PORTUGUESE / SPANISH / SIMPLIFIED CHINESE	
Image Setting		CONTRAST, SHARPNESS, HUE, GAIN	
Motion Detection ; Privacy		ON / OFF (24x16 Zones) ; ON / OFF (8 Zones Programmable, Mosaic)	
Timer Clock		NA	
Camera Control Interface		NA	
Automatic IRIS ; Connector		DC	
Lens Mount		Built-in DC Auto IRIS Lens	
Lens, Angle of View (H)		f2.8mm~10mm/F1.2 Aspherical Auto IRIS Lens/94.6°~28.8°	
Water Resistance		NA	
Max. Breaking Strength		NA	
Power Supply ; Consumption		Standard:12Vdc±10%; IR on:6.0W,IR off:2.5W, Option:12Vdc/24Vac (10.8~39Vdc/24Vac); IR on:7.5W,IR off:4.0W	
Operation ; Storage Temp.		-10°C~50°C ; -20°C~60°C	
Operation ; Storage Humidity		Maximum: RH80% ; RH90%	
Dimensions		140(DIA)x112(H)mm	
Net Weight		550g	
Accessories Option		Wall Bracket:MTB-201 ; Ceiling Bracket: MTB-504	

\*Specifications are unfixed and do not apply to customized projects. 130123